

<b>Meeting:</b>	<b>Safer Bromley Partnership Strategic Group</b>
<b>Date:</b>	<b>27 September 2012</b>
<b>Subject:</b>	<b>Performance Review 2011/2012</b>
<b>Author:</b>	<b>Pratheepan Jeyapragasam, Crime Analyst</b> pratheepan.jeyapragasam@bromley.gov.uk

## **1 SUMMARY**

- 1.1 This report is presented in order to update the Safer Bromley Partnership on the performance achieved against the targets set in the last year Community Safety plan 2012/13. The report provides the latest performance monitoring data to 30<sup>th</sup> June 2012 (Quarter 1).

## **2 RECOMMENDATION**

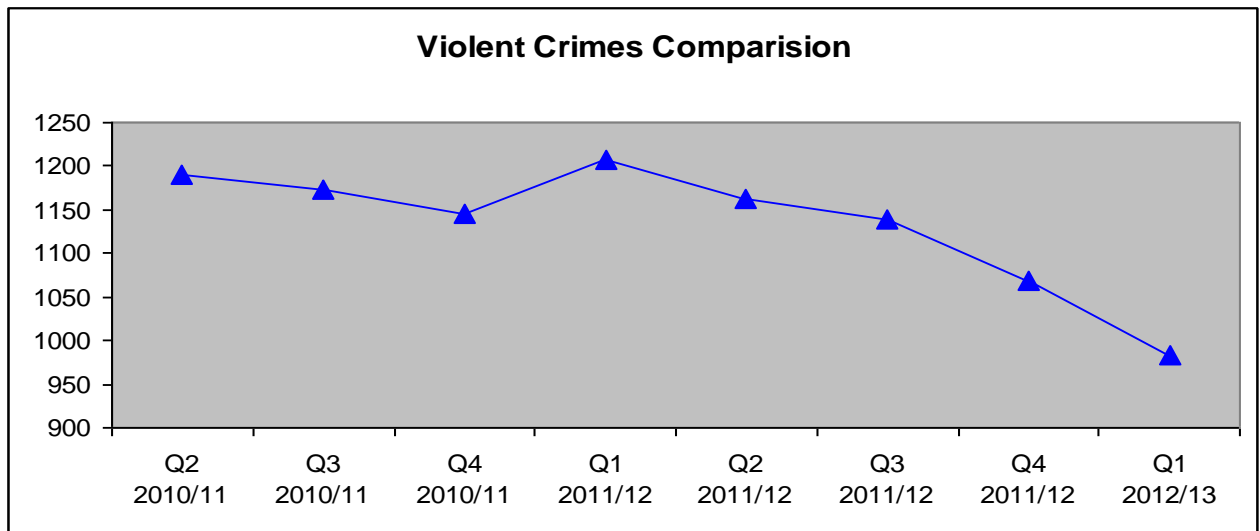
- 2.1 The Strategic Group is asked to:
- Note and comment on the performance information contained within the report.

## **3 BACKGROUND INFORMATION**

- 3.1 This report provides an update of performance at the end of Quarter 1 in the delivery year 2012/2013. The performance picture across the range of Partnership activity continues to be healthy.
- 3.2 A summary of the “portfolio” of offences and Anti Social Behaviour that are included within these overarching targets is provided at Appendix 1. Reporting on individual crime types and detail of individual operations will only be made as a routine if achievement against set targets is not being made or, in some cases, where the measurable rates of individual offences or types of offending are significantly different from expected trends and predicted patterns etc. The management of these operational level issues will be dealt with outside of the Strategic Group at the combined Police/Partnership Tactical Tasking and Coordination Group chaired by the Borough Police Superintendent.

### ***Performance Indicator 1- Reduction in Numbers of Violent Crimes Within Bromley***

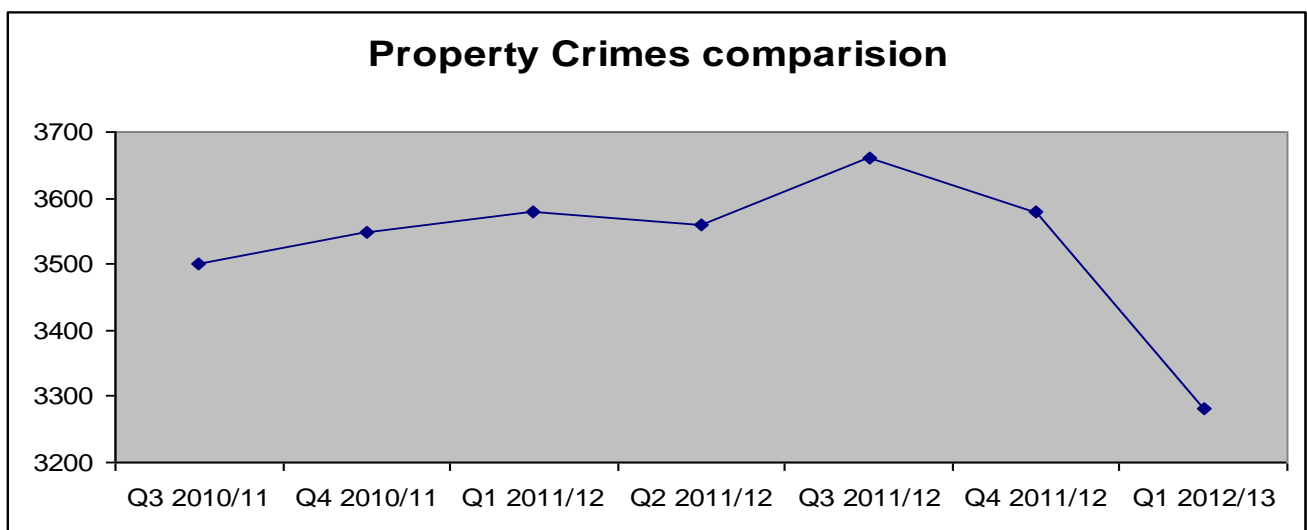
- 3.3 Offences related to Violent Crimes represent 20% (983) of the Total Notifiable Offences in the period of Quarter 1 this year. The chart overleaf provides more detail.



3.4 During the period April to June 2012 there were 983 Total Violent Offences reported to the Police. This represented a reduction of 224 (↓ 19%) offences compared with the same period previous year this includes a reduction of 52 Harassment offences and 159 Assault with Injury offences.

### **Performance Indicator 2- Reduction in Numbers of Property Crimes Within Bromley**

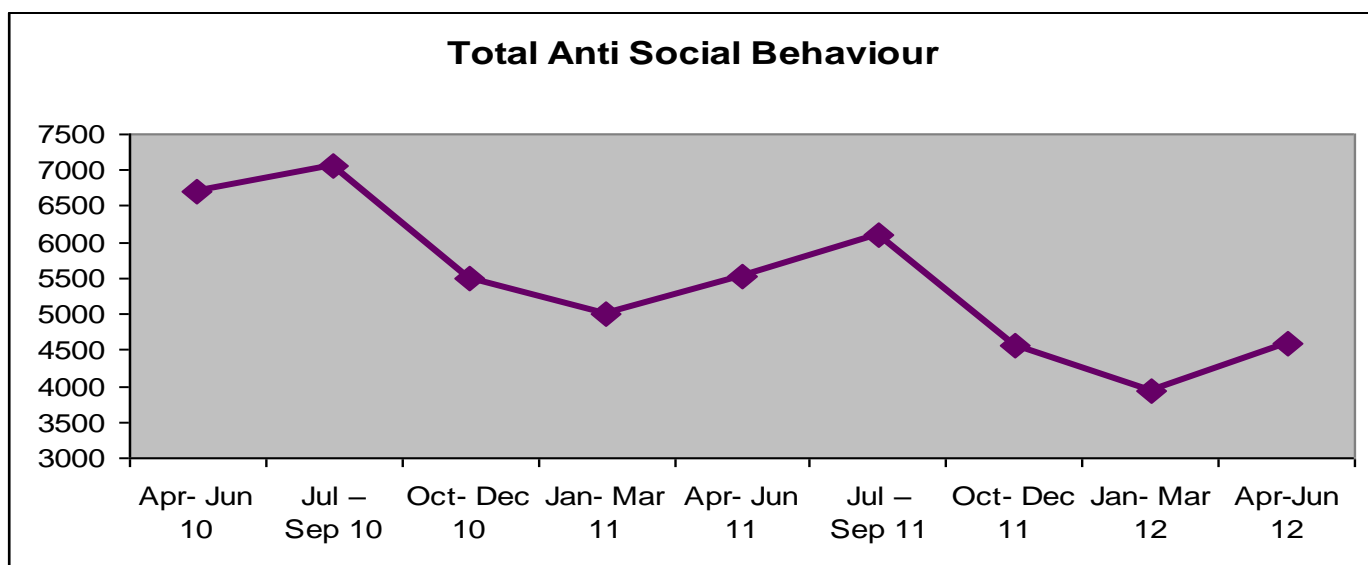
3.5 Total offences to property Crimes represent 67% of the Total Notifiable Offences in the period of Quarter 1 this year.



3.6 During the April-June period of 2012 there were 3,580 Total Property related Offences reported to the Police, this represented a decrease of 298 (↓8%) offences compared with the same period previous year.

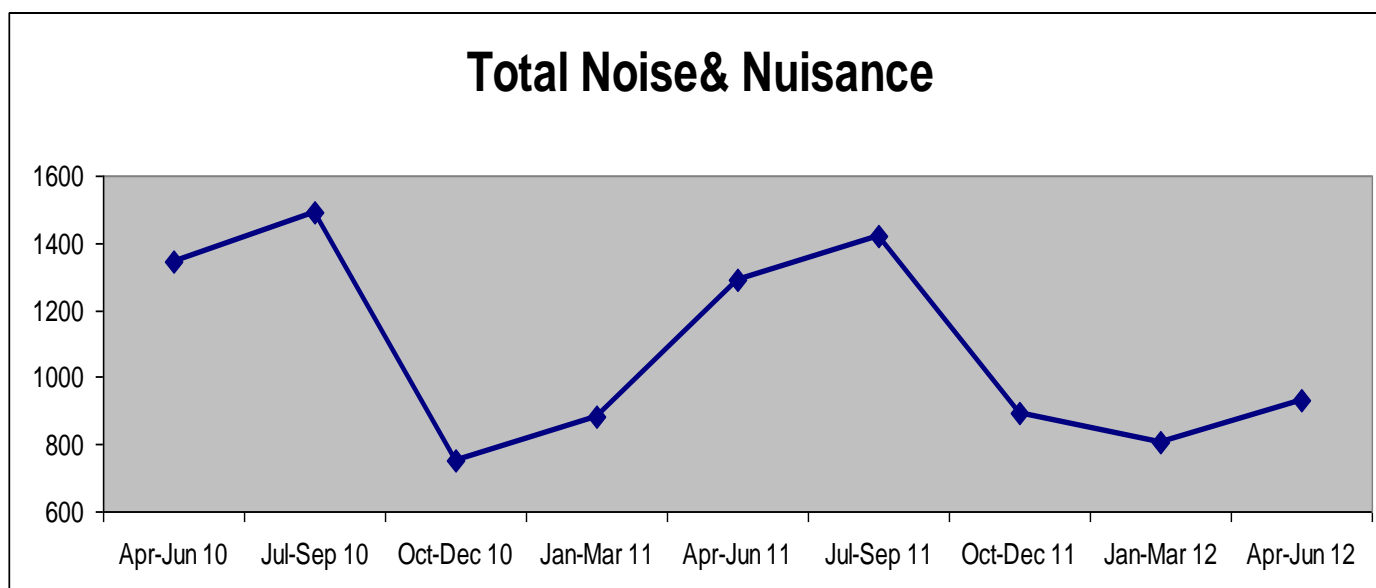
3.7 During this reporting period, the Borough had experienced 834 Burglaries, 126 Robberies, 1,787 Theft & Handling and 534 Criminal Damages. Whilst the reduction in levels of overall property crime are positive, it should be noted that, compared with the same period in the previous year, Burglaries were increased by 17% (122 offences). Whilst this level of Burglary remains a concern and focus for tasking, in relation to Robberies, Theft & Handling and Criminal Damage, all these offences are decreased. They were decreased by 33% (61 offences), 10% (205 offences) and 22% (154 offences) respectively.

### **Performance Indicator 3 Reduction in Levels of Recorded Anti Social Behaviour**

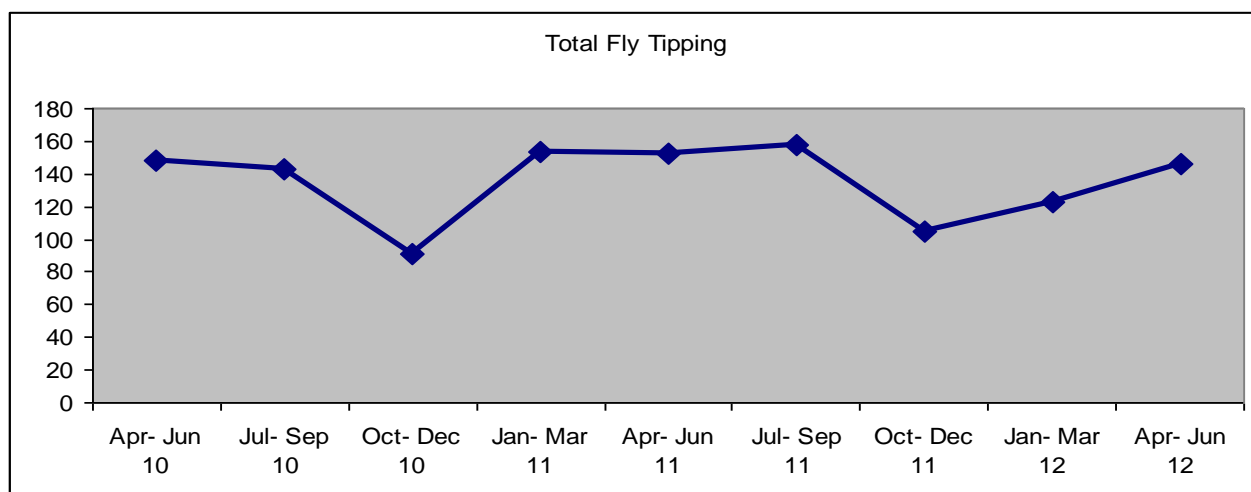


	Apr- Jun 11	Jul – Sep 11	Oct- Dec 11	Jan- Mar 12	Apr- Jun 11
Noise & Nuisance	1290	1418	891	809	931
Graffiti	945	1190	961	581	1108
Fly Tipping Investigation	153	158	105	123	146
ASB to Council	181	111	116	134	108
ASB to Police	2965	3223	2497	2276	2291
<b>Total ABS</b>	<b>5534</b>	<b>6100</b>	<b>4570</b>	<b>3923</b>	<b>4584</b>

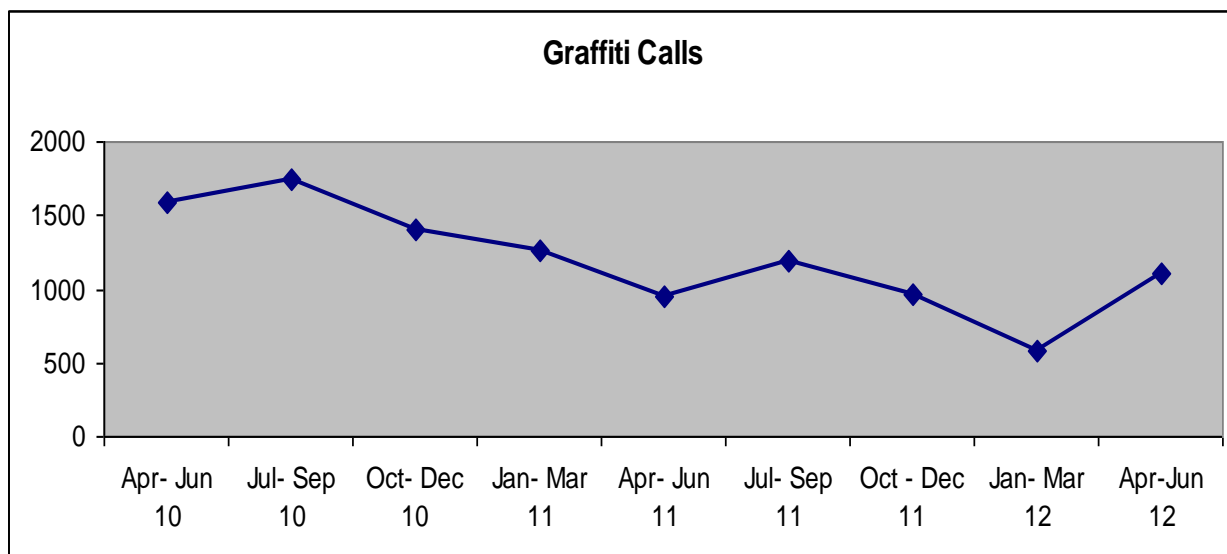
3.8 During the reporting period, the Borough has experienced a reduction of 950 (17%) incidents of ASB reported when compared with the same period last year.



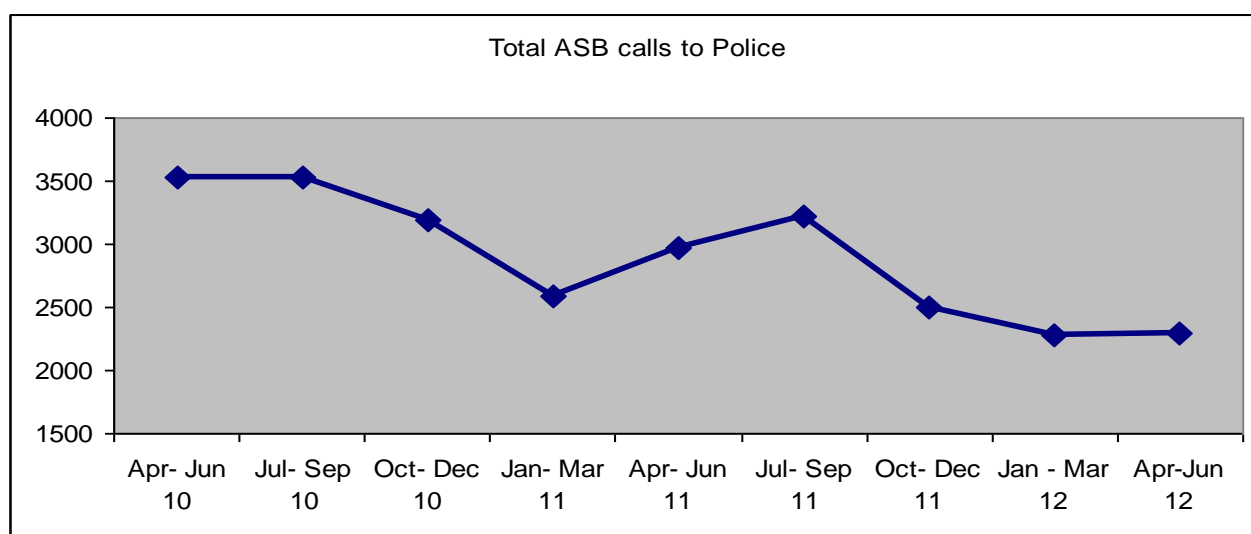
3.9 As can be seen from the figure above, during the reporting period (April – June 2012), the Borough has experienced a reduction of 359 (28%) incidents of Noise and Nuisance ASB reported when compared with the same period last year. This includes a reduction of 175 Domestic Noise and 122 Noise incidents.



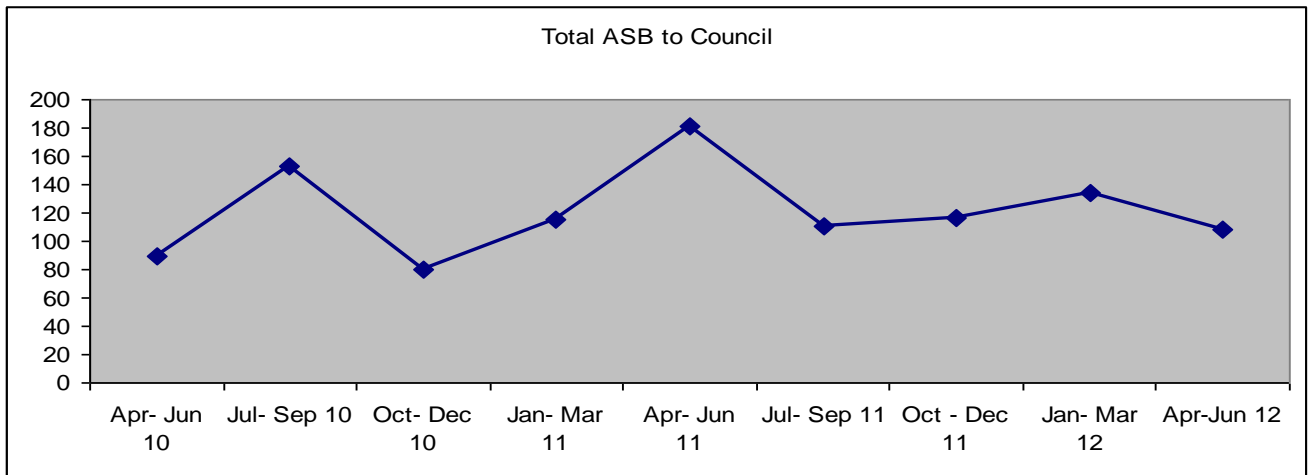
3.10 As can be seen from the figure above, during the reporting period, the Borough has experienced a reduction of 7 incidents of Fly Tipping ASB reported when compared with the same period last year.



3.11 As can be seen from the figure above, during the reporting period, the Borough has experienced an increased of 163 incidents of Graffiti ASB reported when compared with the same period last year.



3.12 During this reporting period it is noted that there was a reduction of 674 incidents reported to police regarding ASB compared with the same period last year.



3.13 During April - June 2012 the Borough has experienced a reduction of 73 incidents of ASB reported when compared with the same period last year.

**Performance Indicator 4 Increased Confidence in the Fact that Bromley is a Safe Place**

3.14 In relation to this performance indicator, it is noted that April to June 2012 data has not been published at this stage.

## APPENDIX 1

### Performance Indicator Portfolios:

<b>Violence Portfolio</b>	
<b>Offences</b>	<b>Supporting Measures</b>
Violence with Injury	Domestic Violence
Common Assault	Domestic Violence Sanction Detection Rate
Harassment	Domestic Violence Arrest Rate
Threats/ Conspiracy to Kill	Serious Youth Violence
Blackmail	Knife Enabled Crime
Kidnapping/ False Imprisonment	Knife Enabled Crime Sanctioned Det. Rate
	Gun Crime
	Gun Crime Sanctioned Det. Rate
	Most Serious Violence
	Most Serious Violence Sanctioned Det. Rate

<b>Property Portfolio</b>
<b>Offences:</b>
Personal Robbery
Commercial Robbery
Total Robbery
Residential Burglary
Non-Residential Burglary
Theft/Taking Motor Vehicles
Theft From Motor Vehicles
Theft From Shops
Theft From Person
Theft of Pedal Cycles
Other Theft
Criminal Damage

<b>Anti Social Behaviour Portfolio</b>
<b>ASB:</b>
Noise & Nuisance
ASB to Council
Fly Tipping
ASB to Police
Graffiti